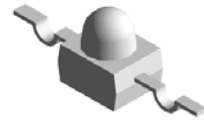


'Yoke Bend' Lead Subminiature LED

VL B728

Description

This series of leaded SMD LED is also known as Subminiature LED. There are 'Gull Wing', 'Yoke Bend' and 'Z Bend' type of lead forming but straight lead is available as well. The dice used in this series is AlGaInP rather than the conventional GaP and GaAsP/GaP. The advantages of AlGaInP are low power consumption and obtaining high luminous intensity under low current driving condition.




Applications

- Industrial control systems signal indicator
- Automotive features
- Front panel indicator
- Status indication



Electronic Optical Characteristics (at 20mA):

Part Number	Emitted Color	λ (nm)		Lens Color	Iv(mcd)		View Angle (2 θ 1/2)	VF(V)	
		λ_d	λ_p		Min.	Typ.		Typ.	Max.
VL B728	Red 	624	632	Clear	180	485	25	2.0	2.4

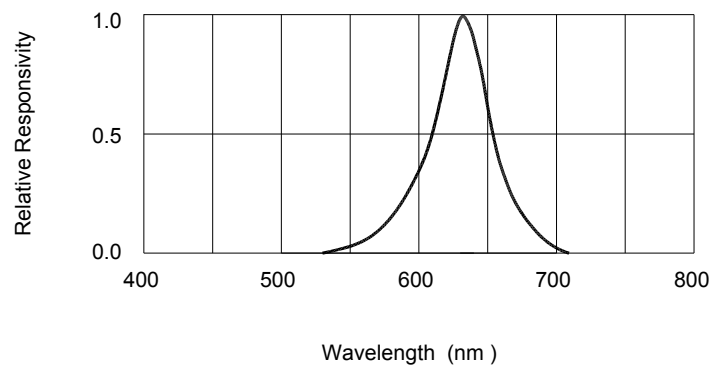
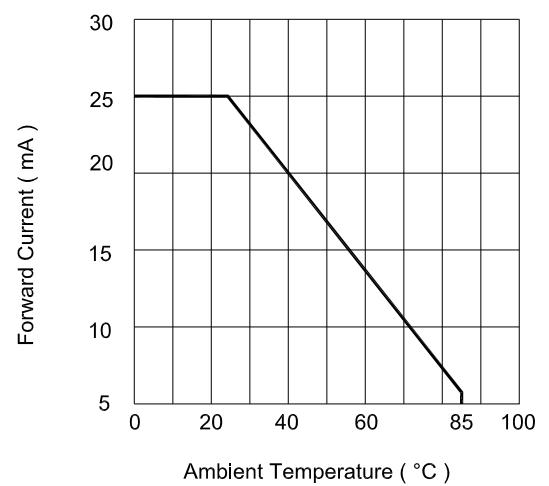
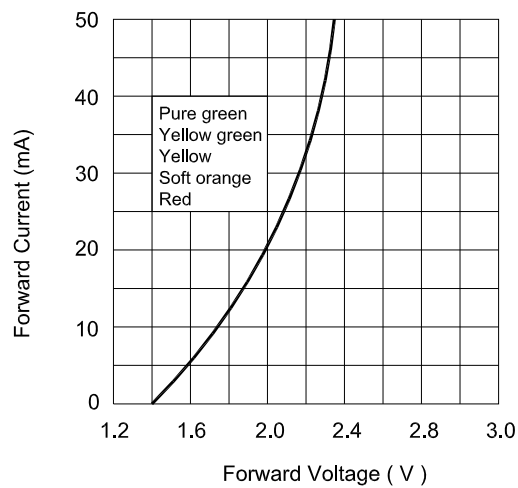
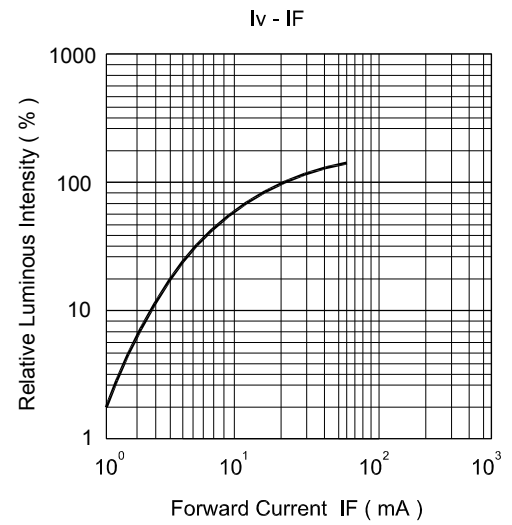
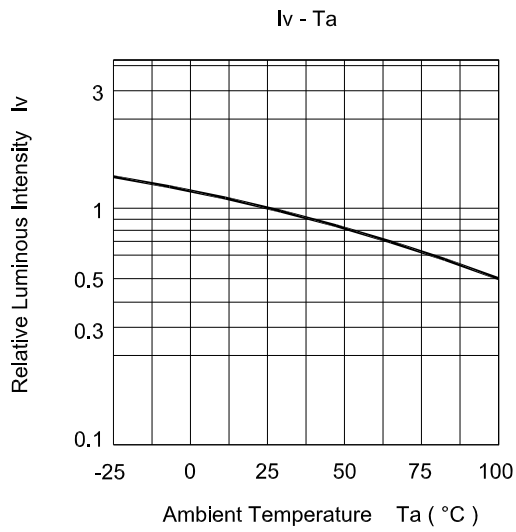
Absolute Maximum Ratings (at Ta=25°C)

P _D (mW)	I _{FP} (mA)	I _F (mA)	Iron Solder (°C)	I _R (uA)@V _R =5V	T _{opr} (°C)	T _{stg} (°C)
60	100*	25	350 ± 5 for 3 sec.	10	-40~+85	-40~+100

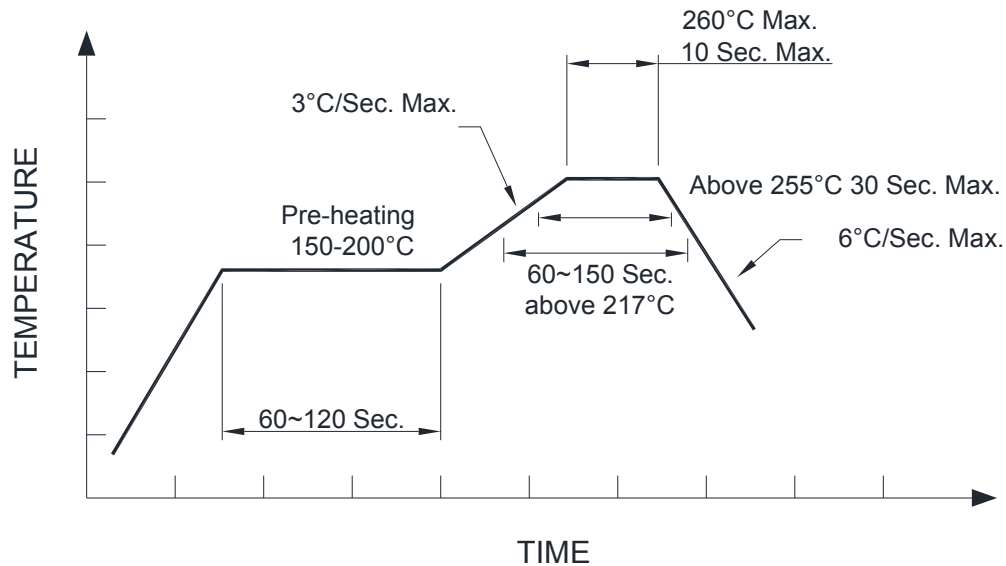
Note: Please take note the Absolute Maximum Rating values. Any operation beyond the specify ratings in this table will result degradation of LED life-span and may cause LED to fail.

* I_{FP}: Peak Forward Current under 1/10 duty, 1KHz condition

Optical Characteristics Curves



Recommended Pb-free re-flow soldering profile:



Note:

All the specifications listed in this data sheet are suitable for general electronic equipment, office equipment and communication devices. Kindly consult Sales Representatives for specific reliabilities request, Forward Voltage, Luminous Intensity, Wavelength, Radiant Power or Viewing Angle.